

Accessing you child's progress report online or through the Edsby app

Online access:

When logged into Edsby online, look below the list of classes on the left-hand side of the page, then select **View Report Cards**

The screenshot shows the Edsby online interface. On the left, under the 'Classes' section, there is a list of classes including 'Math: Calculus 30', 'Études catholiques 30', 'Sciences sociales Imm 30', and 'Science: Chemistry 30'. At the bottom of this list, there is a blue button labeled 'View Report Cards', which is highlighted by a red arrow. To the right of the 'Classes' section is the 'Recent Activity' section, which shows a post from 'Études catholiques 30' dated Monday, March 21, 2022. Further right is the 'Schedule Absence' section, which shows a calendar for Tuesday, March 15, with a schedule for 'Day 2'.

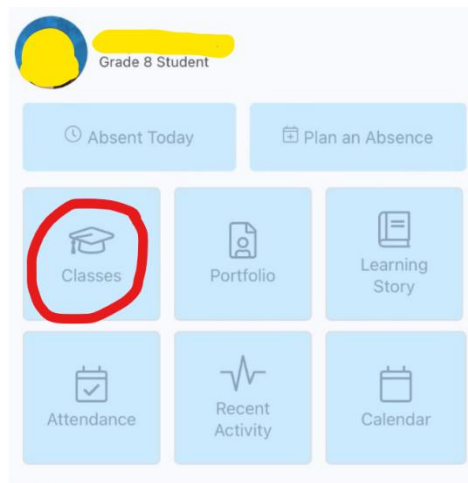
Use the drop down menu in the top right side to select the correct term for your progress report.

The screenshot shows the 'Report Cards' page in Edsby. In the top right corner, there is a dropdown menu labeled 'Block 3, 2021 - 2022', which is highlighted by a red arrow. The main content area displays a report card for 'Prince Albert Roman Catholic Separate School Division No. 6' for Grade 12. The report card includes a 'Factors Affecting Achievement Rubric' and a 'Strands Rubric'. The 'Strands Rubric' table shows scores for various strands, with 'Overall' scores of 4 for 'Science: Chemistry 30' and 'Sciences sociales Imm 30', and 3 for 'Math: Calculus 30'.

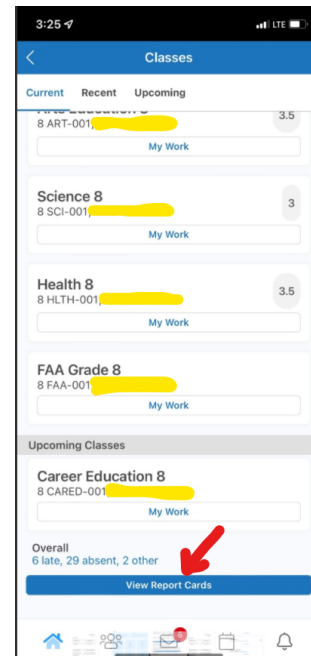
Strands Rubric	[1 - Little Evidence]	[2 - Partial Evidence]	[3 - Sufficient Evidence]	[4 - Extensive Evidence]
Science: Chemistry 30	With help understands parts of the simpler concepts and performs a few of the simpler processes	Understands the simpler concepts and performs the simpler processes	Understands more complex concepts and is able to perform complex processes that are explicitly taught	Has a deep understanding of complex concepts and processes and can apply to new situations
Sciences sociales Imm 30				
Math: Calculus 30				
Overall				

Edsby App (mobile) access:

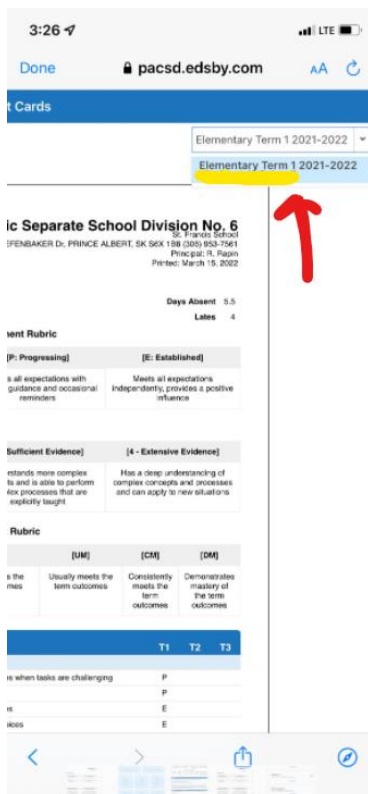
- 1) When you login to the Edsby App, select the classes icon:



- 2) Then scroll to the bottom of the classes and select **View Report Cards**



- 3) Use the drop down menu in the top right side to select the correct term for your progress report



- 4) You will have access to all the posted progress reports in Edsby from this page

