

Logging into Edsby as a Parent

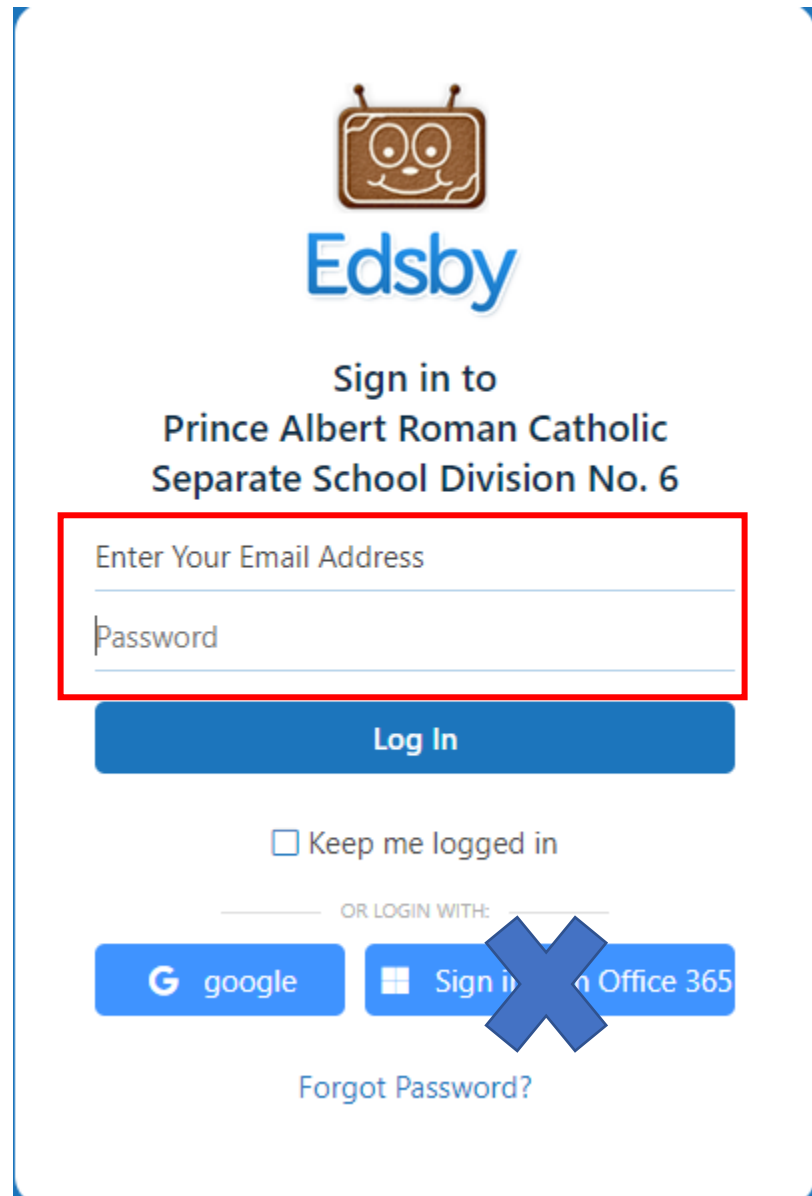
Go to the division home page: www.pacsd.ca



Click on **Edsby** at the top of the page:

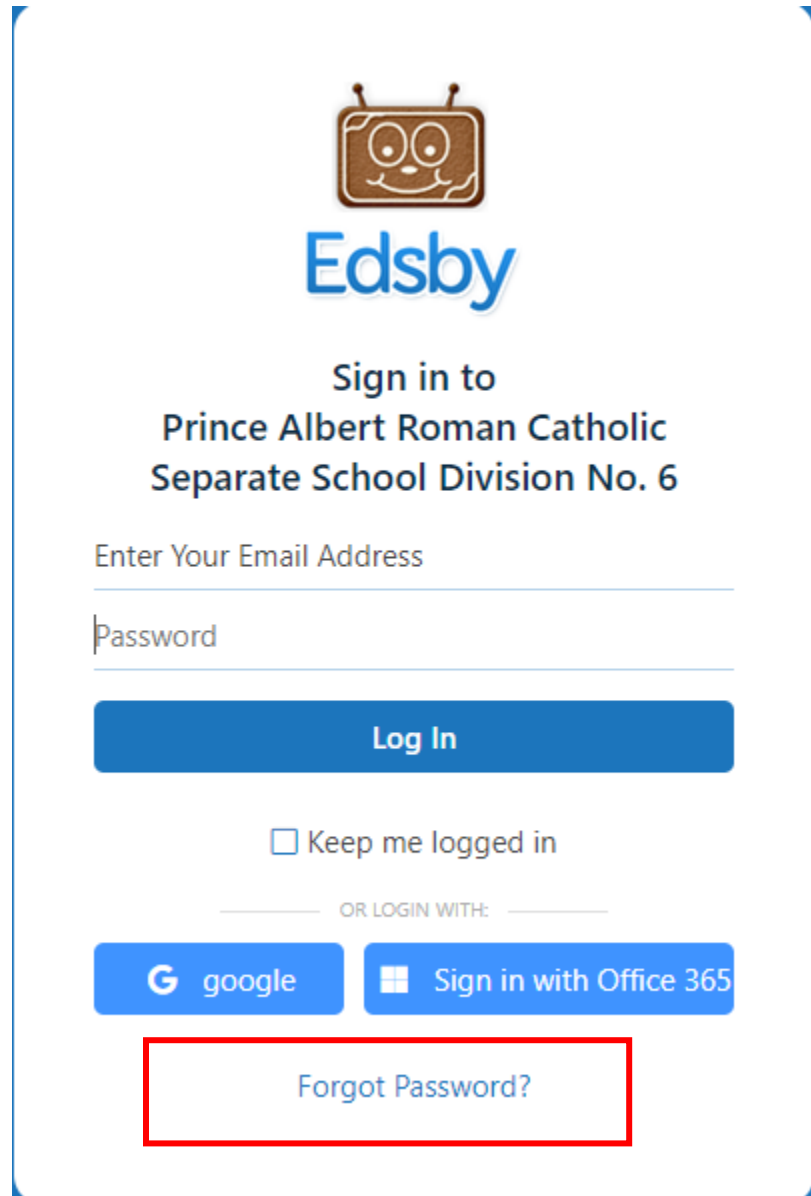


Enter YOUR email address that you provided to your child's school. Enter YOUR Edsby password that you created when you first activated your account.
PARENTS DO NOT USE "Sign in with Office 365" this is ONLY FOR STUDENTS & STAFF



The image shows the Edsby login page. At the top is the Edsby logo, which consists of a brown television set with a smiling face and the word "Edsby" in blue. Below the logo, the text "Sign in to Prince Albert Roman Catholic Separate School Division No. 6" is displayed. A red rectangular box highlights the login fields, which include a text input for "Enter Your Email Address" and a password input field labeled "Password". Below these fields is a blue "Log In" button. Underneath the button is a checkbox labeled "Keep me logged in". Below that is a section titled "OR LOGIN WITH:" with two buttons: a blue "G google" button and a blue "Sign in with Office 365" button. A large blue "X" is drawn over the "Sign in with Office 365" button. At the bottom of the login area is a link that says "Forgot Password?".

FORGOT YOUR PASSWORD? Click on the Forgot Password link. After Clicking this link, you will receive an email to YOUR email address that will allow you to reset your Edsby Password.



The image shows a login page for Edsby. At the top is the Edsby logo, which consists of a brown television set with a smiling face and the word "Edsby" in blue. Below the logo, the text "Sign in to Prince Albert Roman Catholic Separate School Division No. 6" is displayed. There are two input fields: "Enter Your Email Address" and "Password". Below these fields is a blue "Log In" button. Under the button is a checkbox labeled "Keep me logged in". Below that is a separator line with the text "OR LOGIN WITH:". There are two buttons for social login: "G google" and "Sign in with Office 365". At the bottom, there is a red rectangular box containing the text "Forgot Password?".

Edsby

Sign in to
Prince Albert Roman Catholic
Separate School Division No. 6

Enter Your Email Address

Password

Log In

☐ Keep me logged in


OR LOGIN WITH:

G google Sign in with Office 365

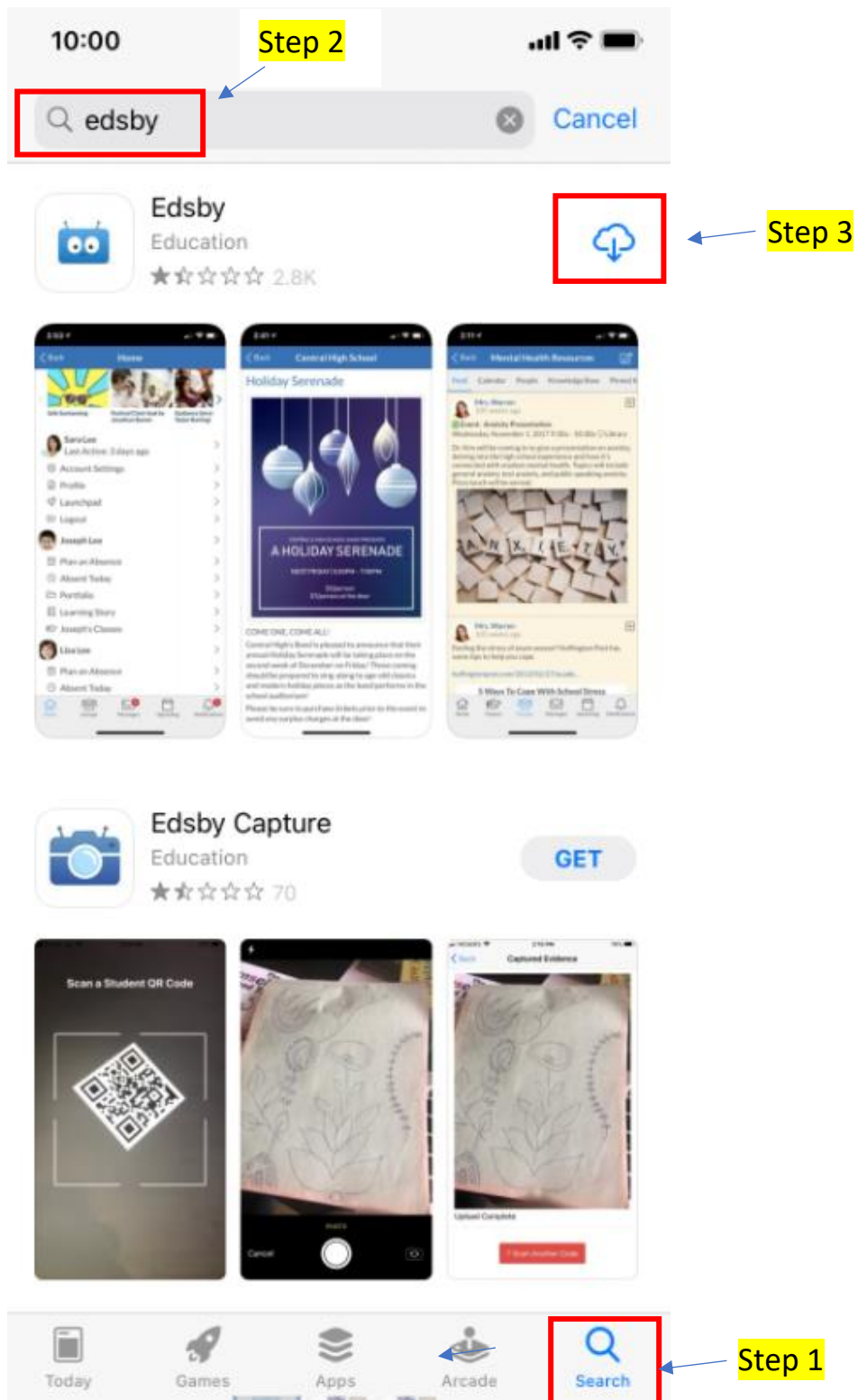
Forgot Password?

Installing the Edsby App on your iPhone

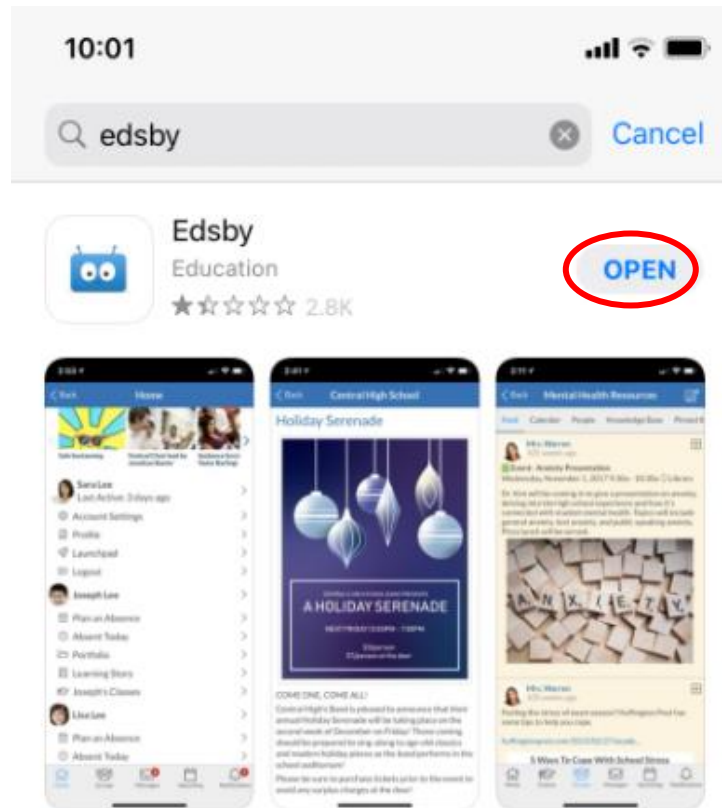
Select the App Store app



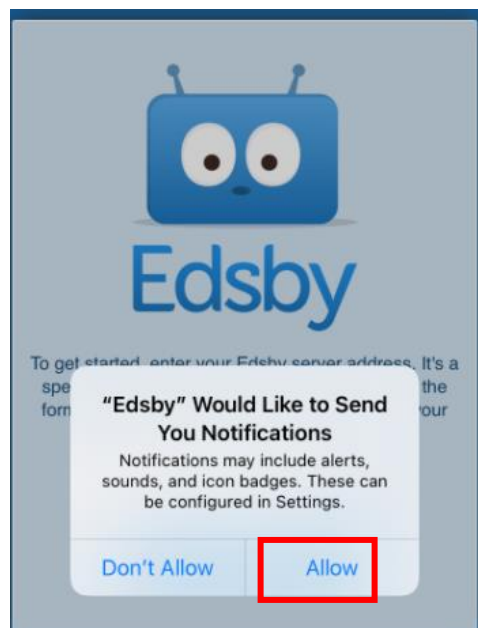
Tap **Search (Step 1)** and then type in **Edsby (Step 2)**
Click the **Download** icon **(Step 3)**




Click **Open**



Click **Allow** to see Edsby notifications



Type in **PACSD** for your Edsby server address and then click **Go!**



The image shows the Edsby login interface. At the top is a blue robot icon with large eyes. Below it is the word "Edsby" in a large blue font. A text block explains that users need to enter a special server address in the format "xyz.edsby.com". Below this is a white input field containing the text "pacsd", followed by ".edsby.com". A blue button with the text "Go!" is positioned below the input field. A red rectangle highlights the "pacsd" text in the input field, and another red rectangle highlights the "Go!" button. At the bottom center is a dark grey circular button.

To get started, enter your Edsby server address. It's a special code unique to your school or district in the format of "xyz.edsby.com". Don't know it? Ask your school for it.

.edsby.com

Enter your email address and password for your Edsby account and then click **Log In**.



Edsby

Sign in to
Prince Albert Roman Catholic Separate
School Division No. 6

Enter Your Email Address

.....

Log In

OR LOGIN WITH:

google Sign in with Office 365

Forgot Password?
Choose Another Server

For Parent Portal Support please email helpdesk@pacatholic.ca
Remember to give your name, your child's name, their school and a
description of the issue in the email.